

## Luminaire

Code 1361W20A  
Name CADMO LED FLOOR WHITE - 2700K

## Measurerm.

Code FTS1700032  
Name CADMO LED FLOOR WHITE - 2700K

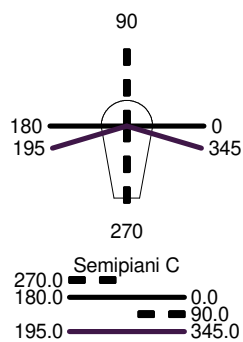
Luminaire Flux	3830.68 lm	Luminaire Power	44.00 W	Efficacy	87.06 lm/W	Efficiency	100.00%
Lamps Flux	3830.68 lm	Maximum value	595.79 cd/klm	Position	C=345.00 G=163.00	CG Sym. on planes 270-90	
Round Luminaire		Diam.	320 mm	Height	1740 mm		
Round Luminous Area		Diam.	190 mm	Height	0 mm		
Horizontal Luminous Area	0.028353 m2			Emitting area on Plane 180°	0.000000 m2		
Emitting area on Plane 0°	0.000000 m2			Emitting area on Plane 270°	0.000000 m2		
Emitting area on Plane 90°	0.000000 m2			Glare area at 76°	0.006859 m2		
Coordinate system	CG Roads			Symmetry Type	Sym. on planes 270-90		
Date	16-02-2016			Maximum Gamma Angle	180		
Measurement Distance	0.00			Measurement Flux	3830.68 lm		

LED Flux=4256,31lm LED Power=40W Eff=90% EfcLed=106lm/W EfcLum=87lm/W Ra=90 SDCM=3 L70(6K)=50000h

C.I.E. 0 0 0 0 100

D DIN 5040

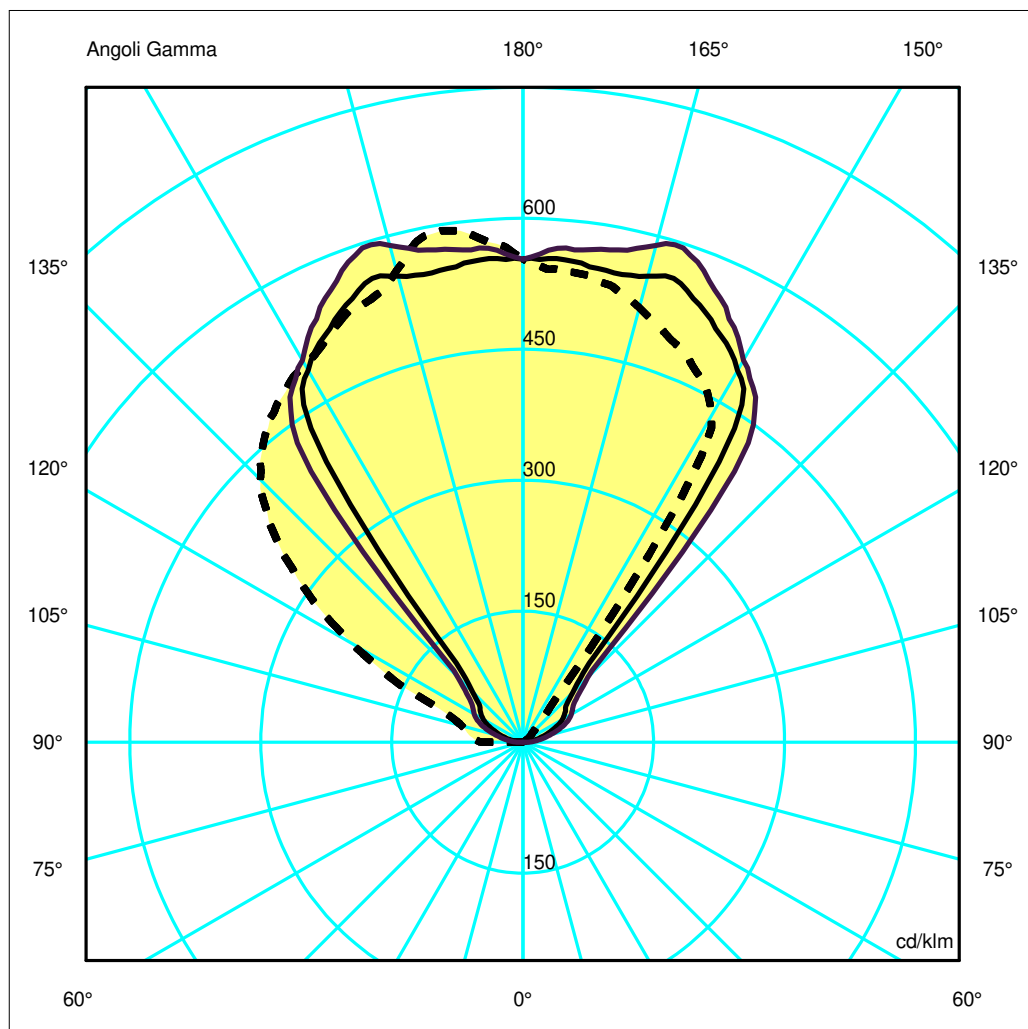
--



ULOR 99.92 %

DLOR 0.08 %

RN 99.92 %



## Luminaire

Code 1361W20A  
Name CADMO LED FLOOR WHITE - 2700K

## Measurment.

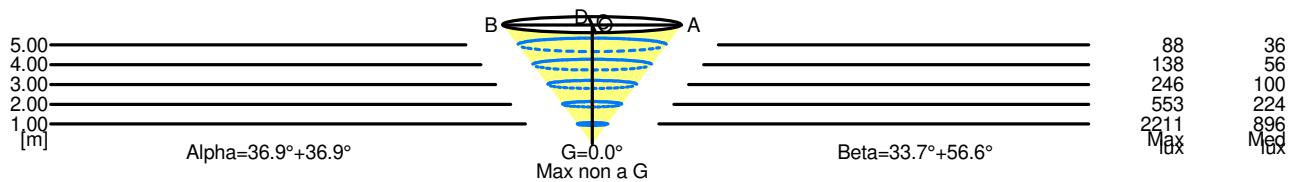
Code FTS1700032  
Name CADMO LED FLOOR WHITE - 2700K

Luminaire Flux	3830.68 lm	Luminaire Power	44.00 W	Efficacy	87.06 lm/W	Efficiency	100.00%
Lamps Flux	3830.68 lm	Maximum value	595.79 cd/klm	Position	C=345.00 G=163.00	CG	Sym. on planes 270-90
Round Luminaire		Diam.	320 mm	Height	1740 mm		
Round Luminous Area		Diam.	190 mm	Height	0 mm		
Horizontal Luminous Area	0.028353 m2			Emitting area on Plane 180°	0.000000 m2		
Emitting area on Plane 0°	0.000000 m2			Emitting area on Plane 270°	0.000000 m2		
Emitting area on Plane 90°	0.000000 m2			Glare area at 76°	0.006859 m2		
Coordinate system	CG Roads			Symmetry Type	Sym. on planes 270-90		
Date	16-02-2016			Maximum Gamma Angle	180		
Measurement Distance	0.00			Measurement Flux	3830.68 lm		
LED Flux=4256,31lm LED Power=40W Eff=90% EfcLed=106lm/W EfcLum=87lm/W Ra=90 SDCM=3 L70(6K)=50000h							
C.I.E.	0 0 0 0 100			D DIN 5040	--		

### Width at 50.00 % of Max Intensity

H[m]	1.00	2.00	3.00	4.00	5.00	H[m]	1.00	2.00	3.00	4.00	5.00
OA	0.75	1.50	2.25	3.00	3.76	OC	0.67	1.34	2.00	2.67	3.34
OB	0.75	1.50	2.25	3.00	3.76	OD	1.52	3.04	4.55	6.07	7.59

	Luminous Intensities [ cd/klm]									
	0	5	15	25	35	45	55	65	75	85
OA	2120.34	2124.90	2117.73	2001.99	1502.10	310.60	225.96	161.99	80.27	21.83
OB	2120.34	2124.90	2117.73	2001.99	1502.10	310.60	225.96	161.99	80.27	21.83
OC	2120.34	2072.80	1974.51	1797.31	709.84	68.33	34.57	6.59	1.52	1.69
OD	2120.34	2221.43	2140.29	1982.24	1845.19	1627.20	1159.34	592.47	276.95	221.52



5.00	7.51	88	36	
4.00	6.01	138	56	
3.00	4.51	246	100	
2.00	3.00	553	224	
1.00	1.50	2211	896	
H[m]	D[m]	Max lux	Med lux	Alpha=36.9°+36.9°

5.00	10.93	88	36	
4.00	8.74	138	56	
3.00	6.56	246	100	
2.00	4.37	553	224	
1.00	2.19	2211	896	
H[m]	D[m]	Max lux	Med lux	Beta=56.6°+33.7°