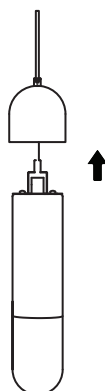


Changing light bulb*

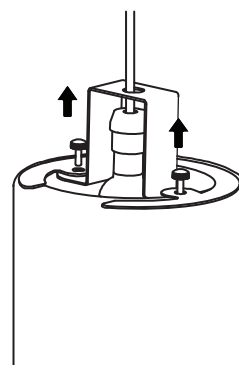
1

Separate the top from the glass.



2

Unscrew the two screws.



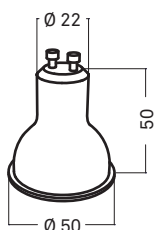
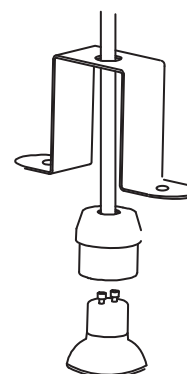
3

Squeeze the bracket to get it out of the glass.



4

Turn the bulb in place.



***LED Bulb included (GU10).** For installation please consult your local electrician.
Use only GU10. Max 9W LED. 220-240V. ac 50Hz.
Do not use regular bulbs.

WHY LED?

LED lighting reduce environmental impact, resulting in power management solutions that are safe, reliable and efficient. Upgrading lighting to LED not only saves you up to 85 % in energy costs, but also reduces waste going to landfill and greenhouse gas emissions.