



Paulmann

### Safety Instructions

1, 2, 3, 4, 5, 6, 7, 8, 12, 16, 17,  
18, 19, 20, 24, 28, 33, 34



Info

[www.paulmann.com](http://www.paulmann.com)

Paulmann Licht GmbH  
Quezinger Feld 2  
31832 Springe  
Germany

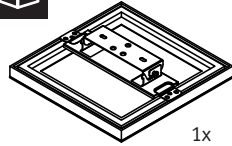
[www.paulmann.com](http://www.paulmann.com)

Art.-Nr.: 798.16  
798.17  
798.18  
798.19

PLIR 08/19



798.16\_798.17

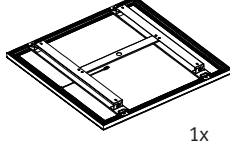


1x



1x

798.18

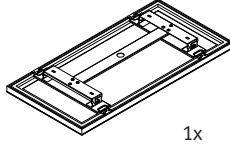


1x



1x

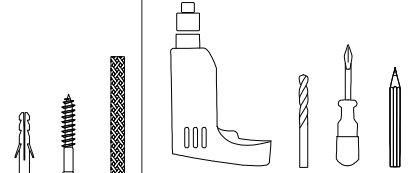
798.19



1x



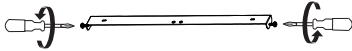
1x



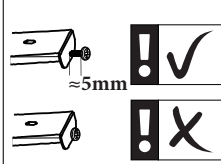
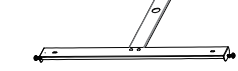
Incl.

A

798.16\_798.17

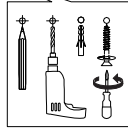




798.18\_798.19

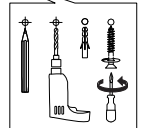



B

798.16\_798.17



798.18\_798.19

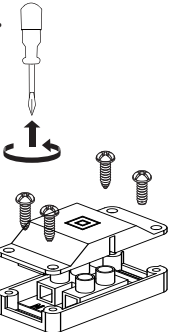


Safety Instructions  
Nr. 1 - 8

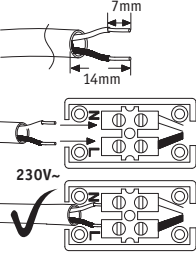


C

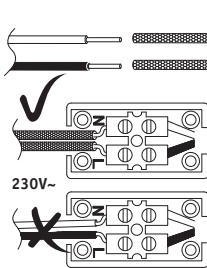
1.



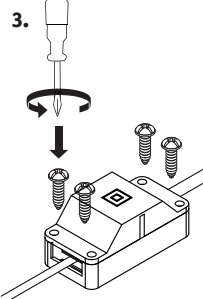
2a.



2b.



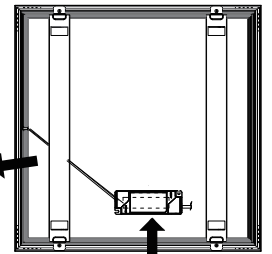
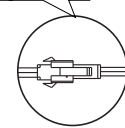
3.



D

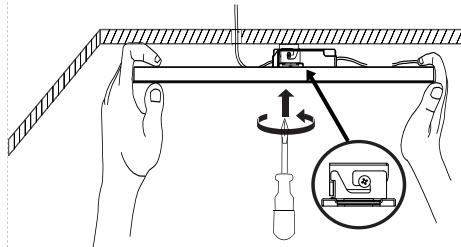
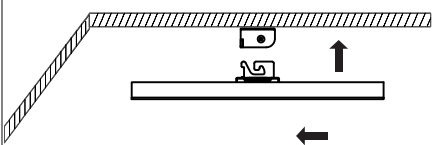


CLICK



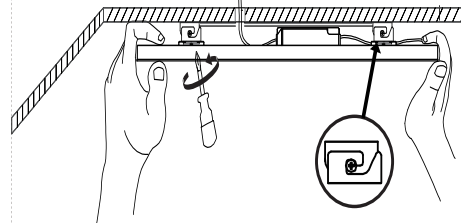
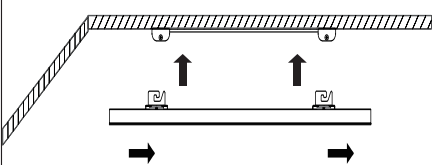
E1 E2

798.16\_798.17



E1 E2

798.18\_798.19



on

