


Design by: m_p studio



MT/CG



- MT**
Traditional version
- CG**
Coloured glass version

LIGHTING	Traditional E14 lightbulbs
SIZE	With lampshades, overall diameter is 5 cm (2") larger than specified
FRAME	<ul style="list-style-type: none"> MT Chrome or gold plated metal covered with transparent glass CG Painted metal covered with painted glass
LAMP SHADES	<ul style="list-style-type: none"> MT No lampshades included CG No lampshades included
PENDANTS	<ul style="list-style-type: none"> MT Transparent glass or crystal CG Coloured glass

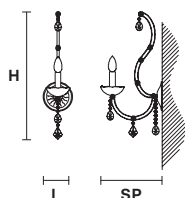
RW/DW



- RW**
RGB-W Led version
- DW**
Dynamic White Led version


LIGHTING	<ul style="list-style-type: none"> WHITE LED sources CRI>90 RGB-W each light 330 Nominal lm at 3000K DW each light 490 Nominal lm at 4700K
SIZE	Same size as MT or CG
FRAME	Chrome or gold plated metal covered with transparent glass
LAMP SHADES	No lampshades included
PENDANTS	Transparent glass or crystal

VE 938/A1



TECHNICAL INFORMATION	LIGHTING SYSTEM	VERSION
<ul style="list-style-type: none"> L 15 cm / 5.91" SP 22 cm / 8.66" H 40 cm / 15.75" 	<ul style="list-style-type: none"> 1×E14×40 W max (not included). Triac Dimmable 	VE 938/A1 MT - CG
	<ul style="list-style-type: none"> 1×LED source - 4 W tot (driver included). Control system: DMX or Masiero Smart Light App 	VE 938/A1 RW/DW

MT TRADITIONAL



G04 Shiny chrome



G03 Shiny gold

MT DYNAMIC WHITE



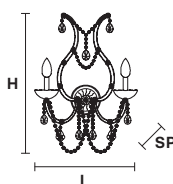
MT RGB - W - LED



MT COLOURED GLASS

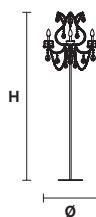


VE 938/A2



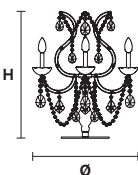
TECHNICAL INFORMATION	LIGHTING SYSTEM	VERSION
<ul style="list-style-type: none"> L 30 cm / 11.81" SP 22 cm / 8.66" H 50 cm / 19.69" 	<ul style="list-style-type: none"> 2×E14×40 W max (not included). Triac Dimmable 	VE 938/A2 MT - CG
	<ul style="list-style-type: none"> 2×LED source - 8 W tot (driver included). Control system: DMX or Masiero Smart Light App 	VE 938/A2 RW/DW

VE 938/STL5



TECHNICAL INFORMATION	LIGHTING SYSTEM	VERSION
<ul style="list-style-type: none"> Ø 50 cm / 19.69" H 185 cm / 72.83" 	<ul style="list-style-type: none"> 5×E14×40 W max (not included). Triac Dimmable 	VE 938/STL5 MT - CG
	<ul style="list-style-type: none"> 5×LED source - 20 W tot (driver included). Control system: DMX or Masiero Smart Light App 	VE 938/STL5 RW/DW

VE 938/TL5



TECHNICAL INFORMATION	LIGHTING SYSTEM	VERSION
<ul style="list-style-type: none"> Ø 50 cm / 19.69" H 65 cm / 25.59" 	<ul style="list-style-type: none"> 5×E14×40 W max (not included). Triac Dimmable 	VE 938/TL5 MT - CG
	<ul style="list-style-type: none"> 5×LED source - 20 W tot (driver included). Control system: DMX or Masiero Smart Light App 	VE 938/TL5 RW/DW

: for the US market, refer to the relevant price list.

Design by: m_p studio



MT/CG



- MT**
Traditional version
- CG**
Coloured glass version

LIGHTING	Traditional E12 lightbulbs
SIZE	With lampshades, overall diameter is 5 cm (2") larger than specified
FRAME	<ul style="list-style-type: none"> MT Chrome or gold plated metal covered with transparent glass CG Painted metal covered with painted glass
LAMP SHADES	<ul style="list-style-type: none"> MT No lampshades included CG No lampshades included
PENDANTS	<ul style="list-style-type: none"> MT Transparent glass or crystal CG Coloured glass

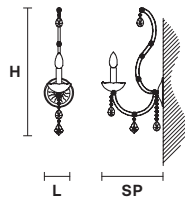
RW/DW



- RW**
RGB-W Led version
- DW**
Dynamic White Led version

LIGHTING	<ul style="list-style-type: none"> WHITE LED sources CRI>90 RGB-W each light 330 Nominal lm at 3000K DW each light 490 Nominal lm at 4700K
SIZE	Same size as MT or CG
FRAME	Chrome or gold plated metal covered with transparent glass
LAMP SHADES	No lampshades included
PENDANTS	Transparent glass or crystal

VE 938/A1



TECHNICAL INFORMATION

L	15 cm / 5.91"
SP	22 cm / 8.66"
H	40 cm / 15.75"

LIGHTING SYSTEM

1×E12×40 W max
(not included).
Triac Dimmable


VERSION

VE 938/A1 MT - CG

1×LED source - 4 W tot
(driver included).
Control system: DMX or
Masiero Smart Light App

VE 938/A1 RW/DW

MT TRADITIONAL



G04 Shiny chrome



G03 Shiny gold

MT DYNAMIC WHITE



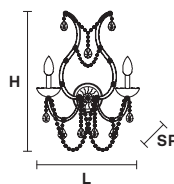
MT RGB - W - LED



MT COLOURED GLASS



VE 938/A2



TECHNICAL INFORMATION

L	30 cm / 11.81"
SP	22 cm / 8.66"
H	50 cm / 19.69"

LIGHTING SYSTEM

2×E12×40 W max
(not included).
Triac Dimmable

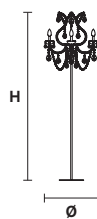
VERSION

VE 938/A2 MT - CG

2×LED source - 8 W tot
(driver included).
Control system: DMX or
Masiero Smart Light App

VE 938/A2 RW/DW

VE 938/STL5



TECHNICAL INFORMATION

Ø	50 cm / 19.69"
H	185 cm / 72.83"

LIGHTING SYSTEM

5×E12×40 W max
(not included).
Triac Dimmable


VERSION

VE 938/STL5 MT - CG

5×LED source - 20 W tot
(driver included).
Control system: DMX or
Masiero Smart Light App

**VE 938/STL5
RW/DW**

VE 938/TL5



TECHNICAL INFORMATION

Ø	50 cm / 19.69"
H	65 cm / 25.59"

LIGHTING SYSTEM

5×E12×40 W max
(not included).
Triac Dimmable

VERSION

VE 938/TL5 MT - CG

5×LED source - 20 W tot
(driver included).
Control system: DMX or
Masiero Smart Light App

VE 938/TL5 RW/DW