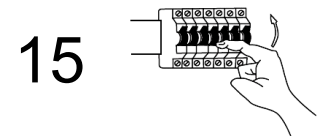
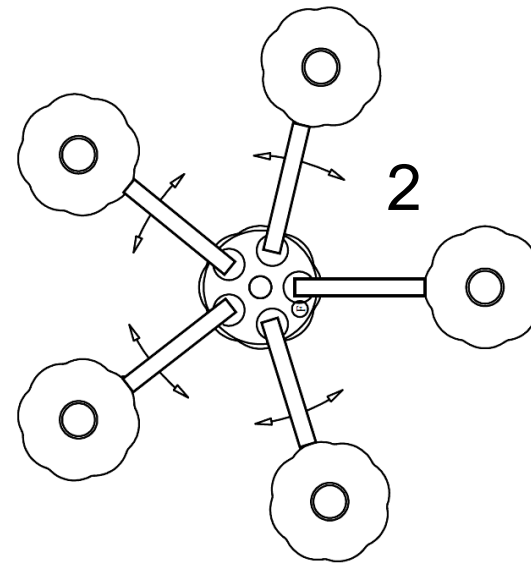




	PARTS LIST	Qty			
A		5	E		1
B		5	F		1
C		10	G		5
D		5	H		20



SAFETY INFORMATION: (Please retain for future reference)

- Always turn off the mains supply before commencing the installation of this fitting .
- This is a Class 1 product and requires an Earth connection  – 230 (240) Volts – 50Hz AC.
- This product must be installed in accordance with the national building regulations, if in doubt consult a qualified electrician.
- We do not recommend any modifications of the fitting (*with the exception of cable and chain shortening) as this may invalidate the warranty and render the fitting unsafe .
- This fitting is suitable for installation in Indoor locations only . 
- Do not mount the fitting in a damp atmosphere.
- Do not stare at the operating lamp when using LED lamps .
- The Luminaire should be positioned so that prolonged staring into the luminaire at a distance closer than 0.2m is not expected when using LED lamps .
- Ensure sufficient access to the fitting to enable safe maintenance.

LAMP INFORMATION:

- We recommend LED lamps only.
- The fitting is suitable for dimming when using dimmable LED lamps.
- Do not exceed the maximum rated wattage stated on the lamp holders

ADDITIONAL INFORMATION:

- If the height of the fitting requires shortening we recommend that the removal of any chain links and supply cable that may need to be cut to a shorter length is done by a qualified electrician (Remember to mark clear cable with Live, Neutral and Earth prior to removing from the terminal block). The length of the supply cable CANNOT be increased .
- During transit it is possible that the Acrylic arms may be out of alignment , it is possible to move the arms up or down to make them straight , take care not to bend the metal bracket that connects the arms to the centre column too much .

AFTERCARE AND MAINTENANCE:

- Always disconnect power supply when servicing or cleaning.
- Clean only with a dry or slightly damp cloth.
- Do not use any abrasive cloths or cleaners as this may damage the product

