

PRODUCT DATASHEET

Smart+ Wifi Floor UpDown RGB TW

SMART+ WIFI WALL WASHER LUMINAIRE | Decorative floor luminaire with Wifi technology and RGB and CCT change



Areas of application

- Living areas
- Indirect lighting
- Gaming corners
- Home Entertainment areas

Product benefits

- Easy and quick installation
- Uses multi color and cold or warm white light for most flexible lighting scenes

Product features

- Dimmable
- RGB color control, approx. 16 million color options adjustable
- Indirect illumination
- Color temperature and RGB control via switch on the product
- Network protocol: WiFi
- Controllable via SMART+ App (with minimum Android 8.0 or iOS 14.0)



TECHNICAL DATA**Electrical data**

Nominal wattage	24.00 W
Nominal voltage	220...240 V
Mains frequency	50...60 Hz
Nominal current	150.000 mA
Inrush current time T_{h50}	148 μ s
Max. number of luminaires per miniature circuit breaker B16	31
Max. number of luminaires per miniature circuit breaker C10	38
Max. number of luminaires per miniature circuit breaker C16	61
Power factor λ	> 0.70
Total harmonic distortion	< 65 %
Protection class	II
Operating mode	Mains voltage

Photometrical data

Luminous flux	850 lm
Luminous efficacy	35 lm/W
Color temperature	2700 ... 5000 K
Light color (designation)	Red / Green / Blue / Tunable White
Color rendering index Ra	> 80
Standard deviation of color matching	< 6 sdc _m
Photobiological safety group acc. to EN62778	RG1
Beam angle	110 °
UGR	< 30

Dimensions & Weight

Diameter	251.00 mm
Height	1780.00 mm
Product weight	4800.00 g



SMART WIFI FLOOR UPDOWN
RGB TW BK

Materials & Colors

Product color	Black
Housing color	Black
Body material	Metal
Cover material	Polycarbonate (PC)
Glow Wire Test according to IEC 60695-2-12	650 °C
Mercury content	0.0 mg

Application & Mounting

Ambient temperature range	-10...+40 °C
Temperature range at storage	-20...+80 °C
Type of connection	Plug, EU
Type of protection	IP20
Protection class IK (shock resistance)	IK05
Dimmable	Yes
Mounting type	Standing
Application environment	Indoor
Adjustable	Yes
With light source	Yes

Lifespan

Lifespan L70/B50 at 25 °C	50000 h
Number of switching cycles	25000

Certificates & Standards

Replaceable light source (EPREL)	Not replaceable
----------------------------------	-----------------

Additional product data

Product remark	Reset settings to default by switching the product on for three seconds and off for three seconds and repeating this five times.
----------------	--




EQUIPMENT / ACCESSORIES

- Complete mounting and connecting accessories included
 - For control via SMART+ App, a smartphone or tablet is required (with minimum Android 8.0 or iOS 14.0)
-

Safety advice

- To reduce the risk of strangulation the flexible wiring connected to this luminaire shall be effectively fixed to the wall if the wiring is within arm's reach.
-

DOWNLOAD DATA

Documents and certificates	Document name
 User instruction / safety instructions	SMART + WIFI FLOOR UPDOWN RGB + TUNABLE WHITE
 Legal information	Safety insert G11222392
 Declarations of conformity	CE Declaration Smart Wifi Convert and Floor Updown

LOGISTICAL DATA

Product code	Packaging unit (Pieces/Unit)	Dimensions (length x width x height)	Gross weight	Volume
4099854472251	Folding box 1	117 mm x 388 mm x 310 mm	5023.00 g	14.07 dm ³
4099854472268	Shipping box 2	405 mm x 327 mm x 255 mm	10667.00 g	33.77 dm ³

The mentioned product code describes the smallest quantity unit which can be ordered. One shipping unit can contain one or more single products. When placing an order, for the quantity please enter single or multiples of a shipping unit.

References / Links

- Further information and frequently asked questions (FAQs) at www.ledvance.com/consumer/smart/faq
-

DISCLAIMER

Subject to change without notice. Errors and omission excepted. Always make sure to use the most recent release.
