

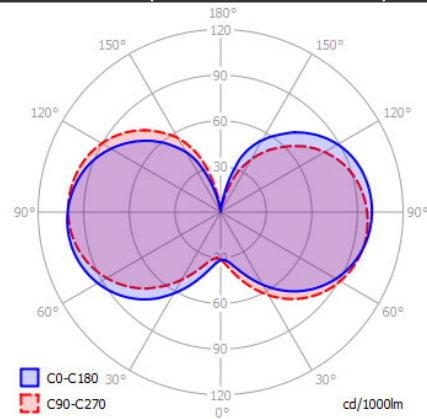
# SOHO P3

## SPECIFICATIONS

MOUNTING		TRACK
POWER	[W]	1xE27 LED
LAMP		NOT INCLUDED
LUMINOUS FLUX*	[lm]	-
LIGHT COLOUR	[K]	-
CRI		-
BEAM ANGLE	[°]	-
AVERAGE LIFETIME	[h]	-
LUMINOUS EFFICACY	[lm/W]	-
POWER SUPPLY	[V] [A]	220-240V AC 50/60 Hz
LED-DRIVER		-
DIMMING		SEE LAMP
THROUGH-WIRING		NO
MATERIAL		ALUMINUM
INGRESS PROTECTION		IP20
PROTECTION CLASS		I
NET WEIGHT	[kg]	0,44
GROSS WEIGHT	[kg]	0,47
COLOUR (HOUSING)		BLACK ~RAL9005
COLOUR (HOUSING)		BRASS



## LIGHT DISTRIBUTION (OSRAM GLOBE LAMP)



\*Luminous flux values are nominal LED data at a operating temperature of 25° C

## OPTIONS / OPTIONAL ACCESSORIES

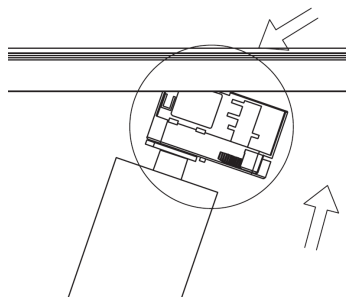
### Colours



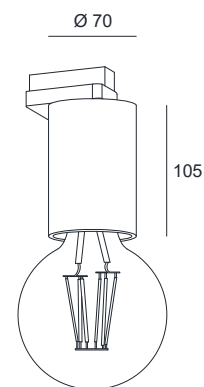
black

brass

## TRACK MOUNTING



## FIXTURE DIMENSIONS



DLS LIGHTING

www.dslighting.com

**\*DLS**  
LIGHTING