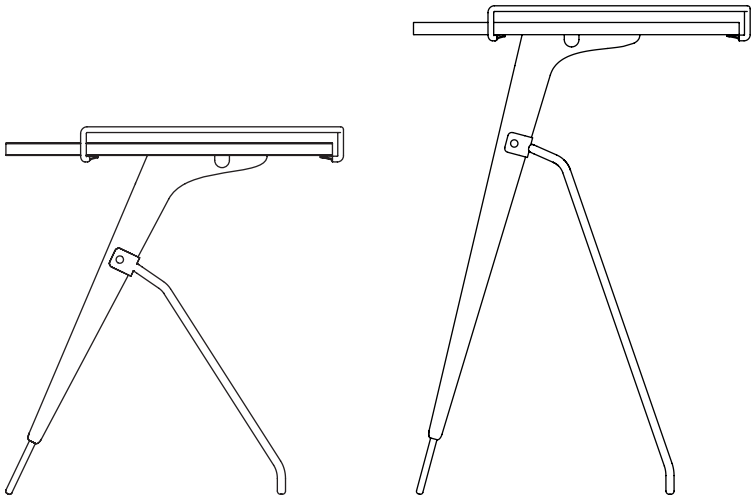


# Audo

COPENHAGEN



UMANOFF SIDE TABLE  
Designed by *Arthur Umanoff*

Congratulations on your UMANOFF SIDE TABLE  
designed by *Arthur Umanoff*. We hope you will enjoy  
using this table and follow these instructions to ensure  
correct installation.

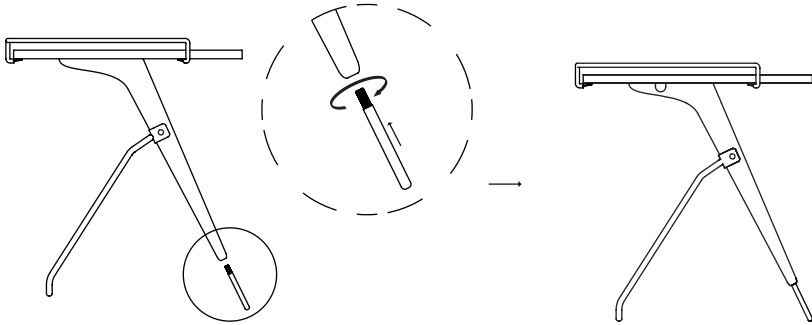
It is important that the instructions are read carefully  
and completely before assembling.

---

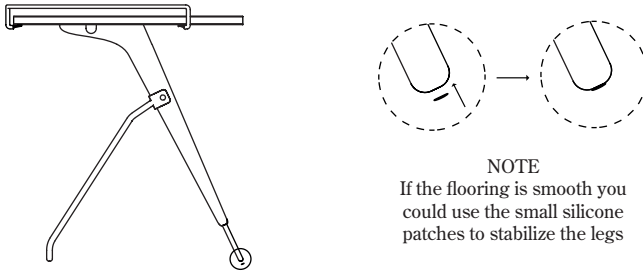
## Component Overview

1 pc. Umanoff Side Table, 1 pc. brass pin, 1 pc. silicone patch.

①



②



### NOTE

If the flooring is smooth you could use the small silicone patches to stabilize the legs

---

### *Caution!*

Handle with care. Max load 5 kg -  
Fragile, but beautiful keep in mind that 3 legs make a more delicate base.

---

### *Care and maintenance*

Please see care instructions on [www.audocph.com](http://www.audocph.com)

