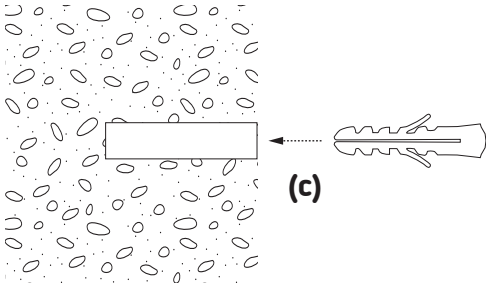


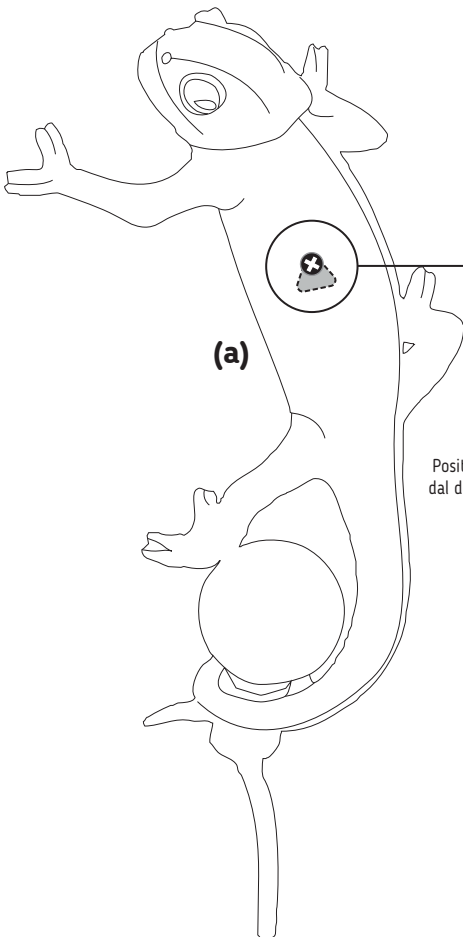
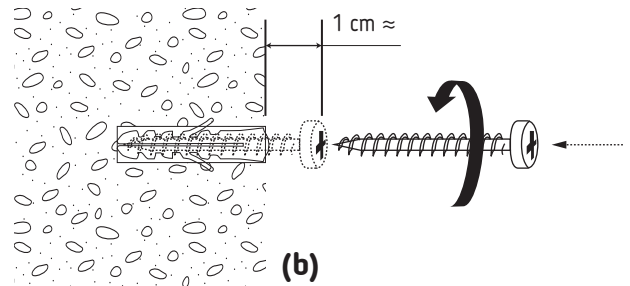
CHAMELEON LAMP

INSTRUCTIONS

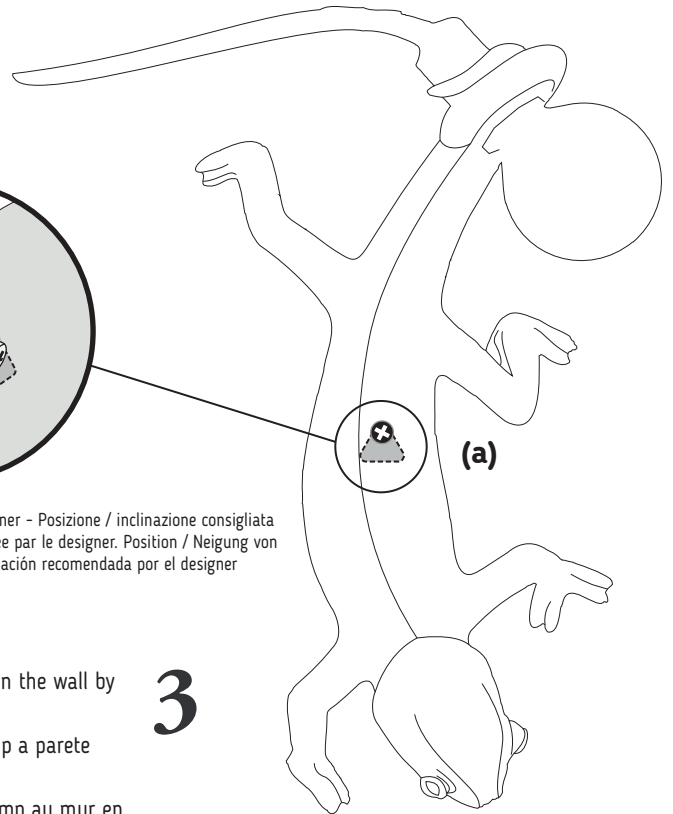


- 1** EN. **The pack contains:** 1 Chameleon Lamp **(a)**; 1 round head screw **(b)**; 1 wall plug **(c)**.
Assembly: Drill the wall and fit the plug **(c)** flush with the wall.
- IT. **La confezione contiene:** 1 Chameleon Lamp **(a)**; 1 vite a testa tonda **(b)**; 1 tassello per muro **(c)**.
Montaggio: Forare il muro ed inserire il tassello **(c)** a filo parete.
- FR. **L'emballage contient:** 1 Chameleon Lamp **(a)**; 1 vis à tête ronde **(b)**; 1 tampon pour mur **(c)**.
Montage: Percer le mur et introduire le tampon **(c)** à ras du mur.
- ES. **El paquete contiene:** 1 Chameleon Lamp **(a)**; 1 tornillo de cabeza redonda **(b)**; 1 taco de pared **(c)**.
Montaje: Perforar la pared e introducir el taco **(c)** a ras de la pared.
- DE. **Die Packung enthält:** 1 Chameleon Lamp **(a)**; 1 Rundkopfschraube **(b)**; 1 Dübel **(c)**.
Montage: Die Bohrung in der Wand vornehmen und den Dübel **(c)** bündig in diese einführen.

- 2** EN. Tighten the screw leaving it protruding about 1 cm from the wall **(b)**.
- IT. Avvitare la vite lasciandola sporgere circa 1 cm dal muro **(b)**.
- FR. Serrez la vis en la laissant dépasser d'environ 1 cm du mur **(b)**.
- ES. Apriete el tornillo dejando que sobresalga aproximadamente 1 cm de la pared **(b)**.
- DE. Ziehen Sie die Schraube fest und lassen Sie sie ca. 1 cm von der Wand abstehen **(b)**.



Position / inclination recommended by the designer - Posizione / inclinazione consigliata dal designer - Position / inclinaison recommandée par le designer. Position / Neigung von dem Designer empfohlen - Posición / inclinación recomendada por el designer



- 3** EN. Install Chameleon Lamp on the wall by hanging it to the screw.
- IT. Installare Chameleon Lamp a parete agganciandola alla vite.
- FR. Installez la Chameleon Lamp au mur en l'accrochant à la vis.
- ES. Instale la Chameleon Lamp en la pared enganchándola del tornillo.
- DE. Die Chameleon Lamp wird durch Einhaken an der Schraube an der Wand installiert.