

Compass Box Small 1L

03.2600.WG - Wenge



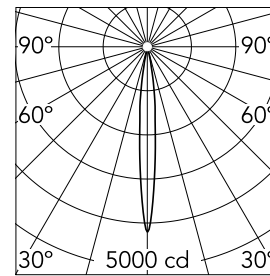
Surface spotlight to be installed on ceiling/wall. Electronic transformer integrated 220/240V – 12V, 50/60Hz. The intensity of the lighting may be adjusted via leading and trail edge modulation in halogen lamps.

Main specifications

Number of heads	1	Net lumen (lm)	357
Lamp category	Halogen	Mountings	Ceiling surface
Power (W)	35W Max.	Environment	Indoor
CCT (K)	3100K		
CRI	100		

Optical

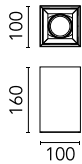

Lamp type	QR-CBC 51
Light distribution	Symmetric
Optical type	Spot
Beam angle (°)	10
Beam angle C90-270 (°)	10



Beam Angle: 10°

h(m)	E(lx)	D(m)
1	5000	0.17
2	1250	0.34
3	556	0.51
4	313	0.69
5	200	0.86

Luminous flux luminaire
357 lm



Electrical

Frequency (Hz)	50/60	Insulation class	I
Lamp holder	GX5.3		
Dimmable	Yes		
Driver	Integrated		
Emergency	Without		

Physical

Color	Wenge
Orientation	Adjustable
Weight (kg)	1
Tilt (°)	20



Compass Box Small 1L



Screening cylinder
08.8238.14



Honeycomb
08.8196.14