

## 45 Adj LED 1 Black

■ F0070030 - Black

Family of outdoor luminaires with adjustable head in three positions, 0°, 45° and 90°. LED power light source power.

Body, head and base are extruded anticorodal 6010 aluminum alloy with phospho-chromated protection against corrosion. Reflectors in die-cast 46100 aluminum with a surface finish obtained by means of a vacuum aluminization process.

The diffusers are available in opal white or in transparent finish whenever high efficiency is required.

The plastic materials used (PC or APEC) are injection-molded and UV-stabilized.

The mechanical joint has two die-cast 46100 aluminum alloy flanges with yellow alodine non-corrosive protection, two friction elements made respectively of injection-molded acetal resin (POM) and 30% nylon glass wool.

Silicone elastomer fittings. The external screws, which are exposed to weather conditions, are in stainless steel (AISI 316). Accessories include anti-glare screens in diecast Zamak 12 with non-corrosive yellow alodine protection and matte black epoxy powdercoat finish, which modify the angle at which the beam of light leaves the luminaire for enhanced visual comfort.

The head of each luminaire can be locked at the chosen position.

To be completed with the required diffusers.

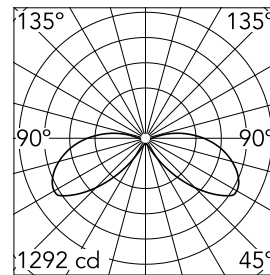


### Main specifications

<b>Lamp category</b>	LED	<b>Environment</b>	Outdoor
<b>Power (W)</b>	9		
<b>CCT (K)</b>	3000K		
<b>CRI</b>	80		
<b>Mountings</b>	Ground, ceiling and wall surface		

### Optical

<b>Lighting type</b>	Direct
<b>LED type</b>	Power LED
<b>Light distribution</b>	Symmetric
<b>Optical type</b>	Flood



Luminous flux luminaire  
64 lm

### Electrical

<b>Frequency (Hz)</b>	50-60	<b>Emergency</b>	Without
<b>Voltage (V)</b>	220-240	<b>Insulation class</b>	II
<b>Dimmable</b>	No		
<b>Driver</b>	Integrated		
<b>Driver type</b>	Not dimmable		

### Physical

<b>Color</b>	Black
<b>Orientation</b>	Adjustable
<b>Weight (kg)</b>	1.7

### Note

We recommend using a connection system with a degree of protection greater than or equal to the degree of protection of the luminaire.

During the installation and the maintenance of the fixtures it is important to be careful and avoid damages on the paint coating.

Damages on the coating exposed to outdoor conditions or water, could cause corrosion.

Chemical substances affect the anticorrosion covering protection.

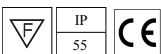
For LED fixtures, there is evidence that most of the damages are connected to electrical effects related to the insulations, which cause destructive electrical discharges

These effects are frequently caused by:

- over voltage coming from the mains' network where fixture is connected.
- electrostatic discharge (ESD) coming from the environment.

The use of a protective device against the overvoltage on the electrical installation is warmly suggest this helps to reduce the intensity of some of these phenomenon and prevent irreversible damages. The selection of the type of device to be used must be adjust on the electrical plant.

### Certification / Marking



## 45 Adj LED 1 Black



Pole to be placed in the ground Grey  
F0057000




Flange to be cemented Grey  
F0058000



Low glare grid. Black  
F0056030



High comfort diffuser (opal)  
F0074071



S.P.D. (SURGE PROTECTION DEVICE)  
F990E00A000



High performance diffuser  
(transparent)  
F0074000