

RIBBON

lampshade | user guide



UMAGE



WITH LOVE FROM COPENHAGEN

At UIMAGE, our designers take inspiration from the distinct nature of the Nordic landscape to create unique designs related to the way we live in an urban setting. Influenced by the design language, colours and materials found around us in Scandinavia, we create a collection that is rooted in our home but designed for everyone.

Versatile, flexible and multifunctional, our furniture and accessory collection is designed for packing the most into life in smaller spaces!



ENGLISH

Wash with soap before use to avoid attraction of dust.

DEUTSCH

Waschen Sie die Lampe vor Gebrauch mit Seife ab um Staubanziehung zu vermeiden.

FRANÇAIS

Laver au savon avant employ pour éviter que la poussière ne se dépose.

NEDERLANDS

Voor gebruik met zeep wassen om het aantrekken van stof te voorkomen.

DANSK

Vask med sæbe før brug for at undgå støvtiltrækning.

NORSK

Vask med såpe før bruk for a hindre tiltrekning av støv.

SUOMI

Pese saippualla ennen käyttöä vähentääksesi pölyn kerääntymistä.

SVENSKA

Tvätta med såpa före användning för att undvika att den drar till sig damm.

ESPAÑOL

Lavar con jabón antes de utilizar para que no atrape polvo.

ITALIANO

Onde evitare il deposito di polvere, lavare con acqua e sapone.

POLSKI

Przed użyciem umyć mydłem, aby uniknąć przyciągania kurzu.

PORTUGUÊS

Lavar com sabão antes de utilizar para evitar a atracção de pó.

РУССКИЙ

Для предотвращения попадания
пыли перед использованием вымыть
с мылом.

한국어

먼지가 묻지 않도록 사용 전에 비누로
닦아 주십시오

中文

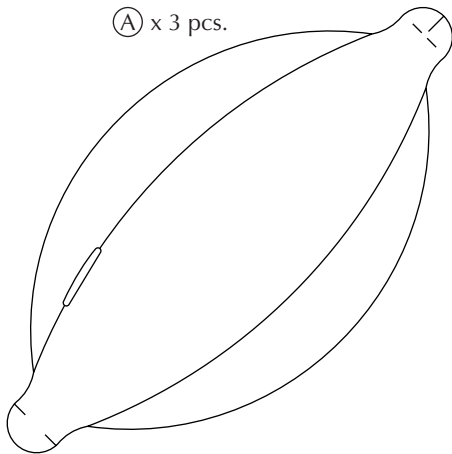
为避免吸尘,使用前请在肥皂水里 浸泡
清洗.

日本の

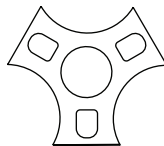
埃を吸引することを避けるため、使用
開始前に石鹸で洗ってください

ASSEMBLY GUIDE

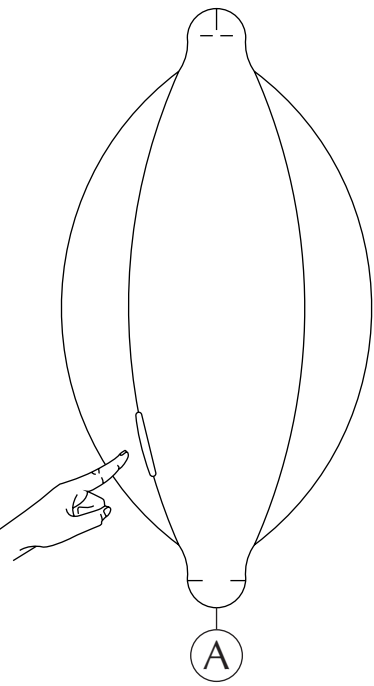
Ⓐ x 3 pcs.



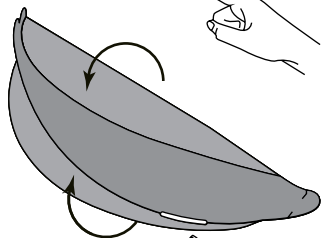
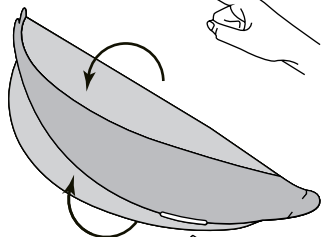
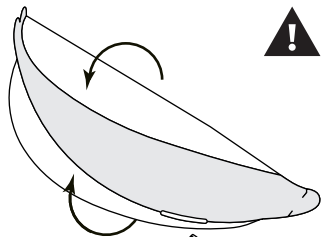
Ⓑ x 1 pc.


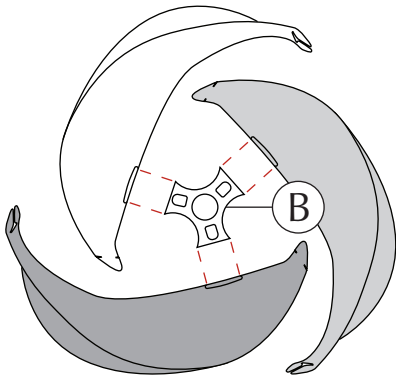



Find assembly videos by using the QR code or by going online at our website
umage.com/instructions

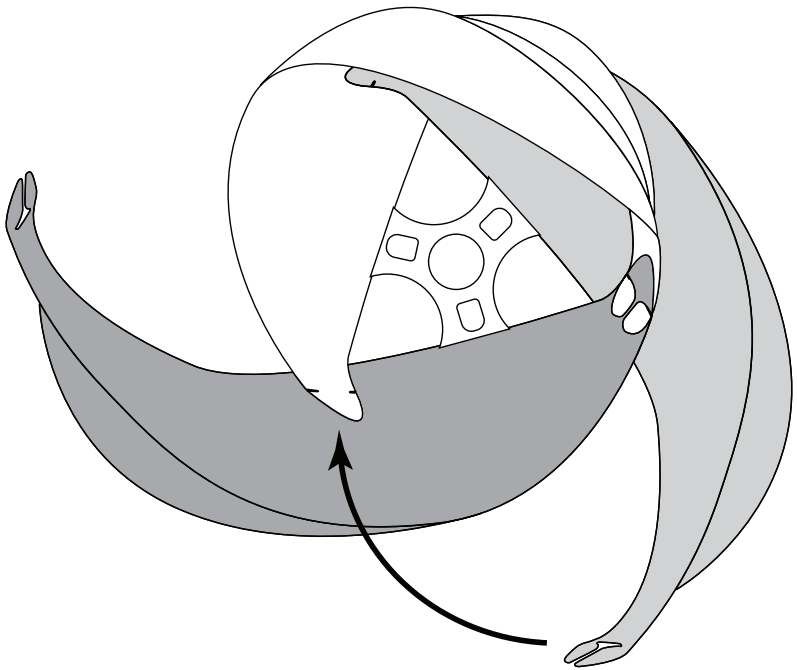


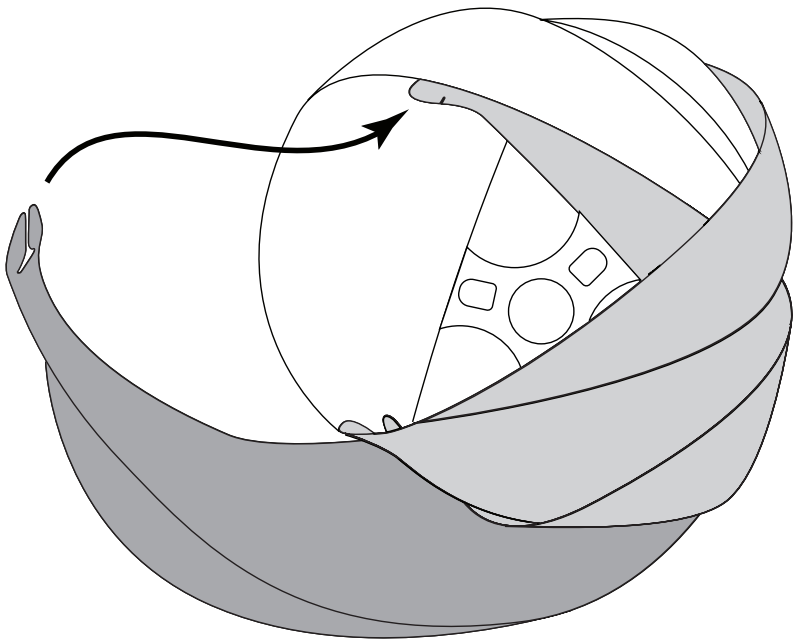
x 3

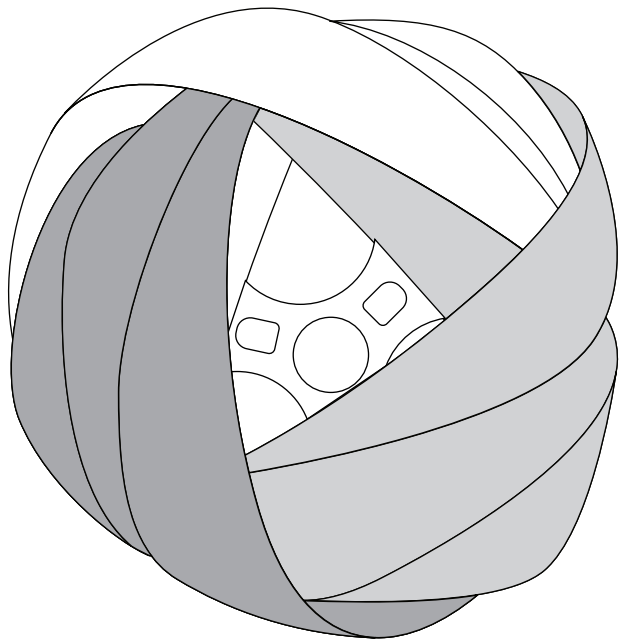

















DESIGNED BY
LORENZO RADAELLI

“ Some lampshades are
just so beautiful that
you feel compelled to
make them. ”

CARE AND MAINTENANCE

Please follow the below care and safety instructions to ensure many years of enjoyment with your new design item from UIMAGE.

Clean the surface by wiping it with a dry cloth. Dirt can be removed with a damp cloth.

Keep these instructions at hand for future reference.

CONIA
mini | white



EOS
mini | light brown





UIMAGE UNFOLD AT HOME

GET THE FREE UIMAGE APP

Preview our entire collection in your own home – before you buy

Imagine an UIMAGE lamp or furniture piece in your home. Is it the right design, size and colour? We made it easier for you to find the perfect UIMAGE design. Just download our free **UIMAGE Unfold at Home** app from the App Store or Play Store, and see how our designs will look in your home!



FOLLOW US ON SOCIAL MEDIA



@umagedesign | #umagedesign | umage.com



UMAGE

181123