

Luminaire

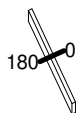
Code 0687510A
Name TALAK PROFESSIONAL T COMPLETA

Measurem.

Code FTS1700153
Name TALAK PROFESSIONAL T COMPLETA

Luminaire Flux	745.00 lm	Luminaire Power	12.00 W	Efficacy	62.08 lm/W	Efficiency	100.00%
Lamps Flux	745.00 lm	Maximum value	350.75 cd/klm	Position	C=0.00 G=0.00	CG	Rotosymmetrical
Rectangular Luminaire		Length	710 mm	Width	27 mm	Height	20 mm
Rectangular Luminous Area		Length	610 mm	Width	23 mm	Height	0 mm
Horizontal Luminous Area		0.014030 m2		Emitting area on Plane 180°		0.000000 m2	
Emitting area on Plane 0°		0.000000 m2		Emitting area on Plane 270°		0.000000 m2	
Emitting area on Plane 90°		0.000000 m2		Glare area at 76°		0.003394 m2	
Coordinate system		CG		Symmetry Type		Rotosymmetrical	
Date		27-01-2017		Maximum Gamma Angle		180	
Measurement Distance		0.00		Measurement Flux		745.00 lm	
LED Flux=943lm LED Power=10,7W Eff=79% EfcLed=88lm/W EfcLum=62lm/W Ra=90 SDCM=3 L70(6K)=50000							
C.I.E.	47 79 96 100 100			D DIN 5040	A30		
F UTE	1.00 E			B NBN	BZ 5 / 1.25 / BZ 4		

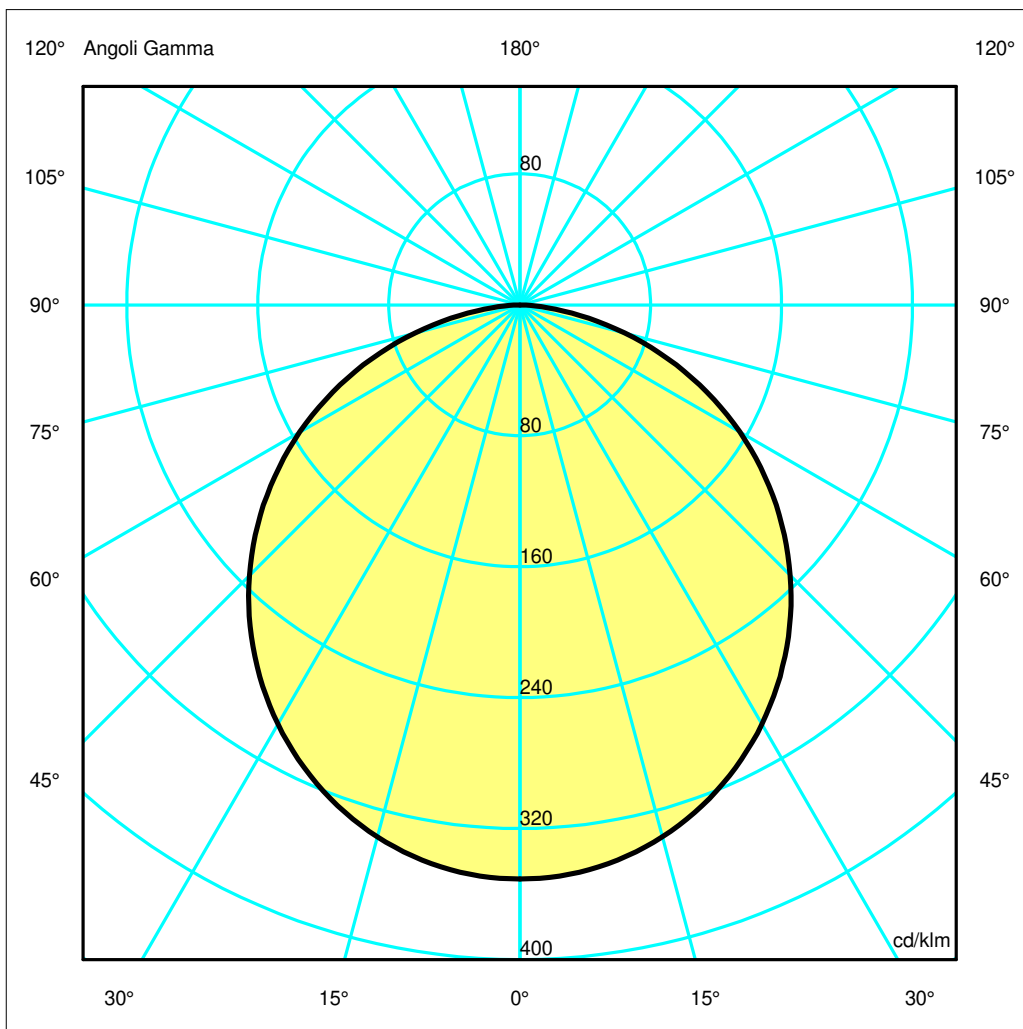
710mm x 27mm



Semipiani C

180.0 ——— 0.0

ULOR 0.01 %
DLOR 99.99 %
RN 0.01 %



Luminaire

Code 0687510A
Name TALAK PROFESSIONAL T COMPLETA

Measurement

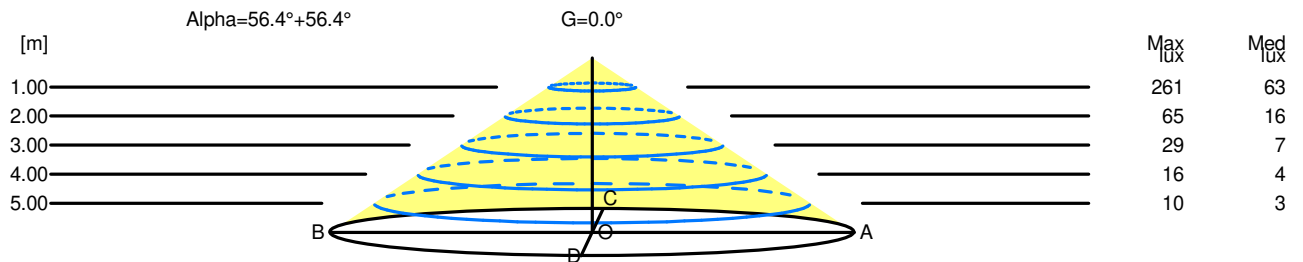
Code FTS1700153
Name TALAK PROFESSIONAL T COMPLETA

Luminaire Flux	745.00 lm	Luminaire Power	12.00 W	Efficacy	62.08 lm/W	Efficiency	100.00%
Lamps Flux	745.00 lm	Maximum value	350.75 cd/klm	Position	C=0.00 G=0.00	CG	Rotosymmetrical
Rectangular Luminaire		Length	710 mm	Width	27 mm	Height	20 mm
Rectangular Luminous Area		Length	610 mm	Width	23 mm	Height	0 mm
Horizontal Luminous Area		0.014030 m2		Emitting area on Plane 180°		0.000000 m2	
Emitting area on Plane 0°		0.000000 m2		Emitting area on Plane 270°		0.000000 m2	
Emitting area on Plane 90°		0.000000 m2		Glare area at 76°		0.003394 m2	
Coordinate system		CG		Symmetry Type		Rotosymmetrical	
Date		27-01-2017		Maximum Gamma Angle		180	
Measurement Distance		0.00		Measurement Flux		745.00 lm	
LED Flux=943lm LED Power=10,7W Eff=79% EfcLed=88lm/W EfcLum=62lm/W Ra=90 SDCM=3 L70(6K)=50000							
C.I.E.	47 79 96 100 100			D DIN 5040	A30		
F UTE	1.00 E			B NBN	BZ 5 / 1.25 / BZ 4		

Width at 50.00 % of Max Intensity

H[m]	1.00	2.00	3.00	4.00	5.00	H[m]	1.00	2.00	3.00	4.00	5.00
OA	1.50	3.01	4.51	6.01	7.52	OC	1.50	3.01	4.51	6.01	7.52
OB	1.50	3.01	4.51	6.01	7.52	OD	1.50	3.01	4.51	6.01	7.52

	Luminous Intensities [cd/klm]									
	0	5	15	25	35	45	55	65	75	85
OA	261.31	260.10	250.64	232.36	206.49	174.03	136.19	93.96	49.33	9.91
OB	261.31	260.10	250.64	232.36	206.49	174.03	136.19	93.96	49.33	9.91
OC	261.31	260.10	250.64	232.36	206.49	174.03	136.19	93.96	49.33	9.91
OD	261.31	260.10	250.64	232.36	206.49	174.03	136.19	93.96	49.33	9.91



H[m]	D[m]	Max lux	Med lux	Alpha=56.4°+56.4°	G=0.0
1.00	3.01	261	63		
2.00	6.01	65	16		
3.00	9.02	29	7		
4.00	12.03	16	4		
5.00	15.03	10	3		