

NELSON BALL BUBBLE PENDANT

PRODUCT FACT SHEET



NELSON BALL BUBBLE PENDANT

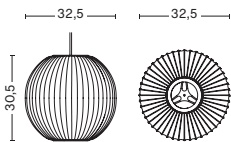
DESIGN FOR HERMAN MILLER, AVAILABLE FROM HAY, 1947

Designed by pioneering American designer George Nelson in 1947, and first produced in 1952, the Bubble Lamp signaled a revolution in the Modernist lighting industry. Available in an assortment of organic sizes and shapes, these elegant orbs were inspired by a set of silk-covered Swedish pendant lamps Nelson wanted for his office, but found to be too expensive. Employing the resourcefulness that characterized his working process, he decided to use a self-webbing plastic spray developed by the U.S. military, and applied it over a lightweight, rounded-steel frame to produce these soft, glowing fixtures.

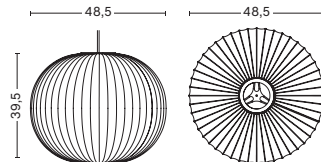
HIGHLIGHTS

- Part of a progressive and technologically advanced lighting collection.
- A family of refined pendants.
- CE approved.
- Designed for use with a replaceable standard retro fit LED dimmable bulb.
- Suitable for both private and office environments.

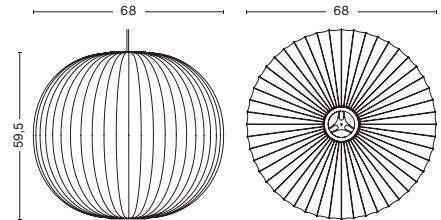
DIMENSIONS



SMALL
DIAMETER 32,5 CM | 12.8"
HEIGHT 30,5 CM | 12"



MEDIUM
DIAMETER 48,5 CM | 19.1"
HEIGHT 39,5 CM | 15.5"



LARGE
DIAMETER 68 CM | 26.8"
HEIGHT 59,5 CM | 23.4"

MATERIALS

SHADE

Webbing polymer.

FRAME TOP & BOTTOM RING

Coated and brushed metal and nickel.

CABLE

White PVC insulation.

COLOUR & FINISH

Please note that the colour codes are indicative.



OFF WHITE

NELSON BALL BUBBLE PENDANT SMALL

TECHNICAL SPECIFICATIONS

RECOMMENDED LIGHT SOURCE*	POWER (WATTS)	DIMMABLE	POWER SUPPLY	CORD LENGTH	SWITCH
LED E27 (A15)	5-8W	Yes**	220-240V AC at 50/60Hz	183 cm	No

*Bulb not included

**If used in conjunction with a wall mounted dimmer and suitable LED bulb. Hardwiring required.

TEST SPECIFICATIONS*

FLUX (LUMENS)	CCT (KELVIN) & CRI (1-100)
500-800lm	The levels will vary depending on the type of bulb used in the lamp.

*Photometrics and the specification shown is taken using the recommended LED bulbs fitted in the production luminaire.

NELSON BALL BUBBLE PENDANT MEDIUM

TECHNICAL SPECIFICATIONS

RECOMMENDED LIGHT SOURCE*	POWER (WATTS)	DIMMABLE	POWER SUPPLY	CORD LENGTH	SWITCH
LED E27 (A19)	10-13W	Yes**	220-240V AC at 50/60Hz	183 cm	No

*Bulb not included

**If used in conjunction with a wall mounted dimmer and suitable LED bulb. Hardwiring required.

TEST SPECIFICATIONS*

FLUX (LUMENS)	CCT (KELVIN) & CRI (1-100)
1000-1500lm	The levels will vary depending on the type of bulb used in the lamp.

*Photometrics and the specification shown is taken using the recommended LED bulbs fitted in the production luminaire.

NELSON BALL BUBBLE PENDANT LARGE

TECHNICAL SPECIFICATIONS

LIGHT SOURCE*	POWER (WATTS)	DIMMABLE	POWER SUPPLY	CORD LENGTH	SWITCH
LED E27 (A21 or G30)	10-13W	Yes**	220-240V AC at 50/60Hz	183 cm	No

*Bulb not included

**If used in conjunction with a wall mounted dimmer and suitable LED bulb. Bulb not included. Hardwiring required.

TEST SPECIFICATIONS*

FLUX (LUMENS)	CCT (KELVIN) & CRI (1-100)
1000-1500lm	The levels will vary depending on the type of bulb used in the lamp.

*Photometrics and the specification shown is taken using the recommended LED bulbs fitted in the production luminaire.

CERTIFICATES

CE APPROVED

This product has been assessed and complies with the essential requirements of the relevant European directives.

LED  IP20  

Tested according to the following european EN IEC standards which relate specifically to electrical lighting products including

- EN 60598-2-4:1997 (portable luminaires)
- EN 60598-1:2015 (general requirements)

COUNTRY OF ORIGIN

USA

DOWNLOADS

Packshots and lifestyle photos, 2D / 3D files, care and maintenance, instructions, test certificates, product fact sheets, and product presentations are available in our Image Bank at hay.com.

[LINK TO IMAGE BANK](#)