

PRODUCT DATASHEET

LED WORKLIGHT VALUE FLEX 2x30W 865

WORKLIGHT VALUE FLEX | Flexible, portable worklight with adjustable lamp heads in value class



Areas of application

- Renovation
- Garages
- Workshops
- Basement

Product benefits

- Portable worklight for flexible applications
- Individually adjustable light

Product features

- Worklight with 270° vertical and 180° horizontal swiveling head
- Each of the two luminaire heads can be switched on and off individually
- Type of protection, luminaire head and housing: IP65, Type of protection, plug: IP44

TECHNICAL DATA

Electrical data

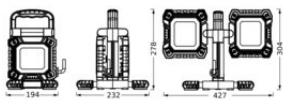
Nominal wattage	60.00 W
Nominal voltage	220...240 V
Mains frequency	50...60 Hz
Nominal current	270.000 mA
Power factor λ	≥ 0.90
Protection class	I
Operating mode	Integrated LED driver

Photometrical data

Luminous flux	6450 lm
Total luminous flux of contained light sources	6600 lm
Luminous efficacy	108 lm/W
Color temperature	6500 K
Light color (designation)	Cool Daylight
Color rendering index Ra	≥ 80
Standard deviation of color matching	< 6 sdcm
Luminous intensity	2500 cd
Beam angle	110 °

Dimensions & Weight

Length	427.00 mm
Width	194.00 mm
Height	304.00 mm
Product weight	2150.00 g



LED WORKLIGHT VAL FLEX
2X30W 865

Materials & Colors

Product color	Black/Gray
Housing color	Black/Gray
Body material	Aluminum

Cover material	Glass
Mercury content	0.0 mg

Application & Mounting

Ambient temperature range	-20...+40 °C
Temperature range at storage	-20...+80 °C
Type of connection	Plug type F
Type of protection	IP65
Dimmable	No
Mounting type	Standing
With light source	Yes
Replaceable light source	No

Lifespan

Lifespan L80/B10 at 25 °C	30000 h ¹⁾
Lifespan L80/B50 at 25 °C	30000 h
Number of switching cycles	15000

¹⁾ t[h]: L70 / B50 @ 25 °C (Ta), t[h]: L80 / B10 @ 25 °C (Ta), t[h]: L90 / B10 @ 25 °C (Ta)

Certificates & Standards

Standards	CE
Replaceable light source (EPREL)	Not replaceable




EQUIPMENT / ACCESSORIES

- 1,5m power cable for flexible installation

Safety advice

- Product in protection class I. All electrically conductive, metallic housing parts that can absorb voltage during operation or during maintenance in the event of a fault must be continuously connected to the protective earthing conductor.

DOWNLOAD DATA

Documents and certificates		Document name
	User instruction / safety instructions	LED WORKLIGHT VAL FLEX
	Legal information	Safety insert G11220418
	Declarations of conformity	LED WORKLIGHT VAL

LOGISTICAL DATA

Product code	Packaging unit (Pieces/Unit)	Dimensions (length x width x height)	Gross weight	Volume
4099854430572	Folding box 1	202 mm x 242 mm x 302 mm	2795.00 g	14.76 dm ³
4099854430589	Shipping box 4	504 mm x 424 mm x 327 mm	11180.00 g	69.88 dm ³

The mentioned product code describes the smallest quantity unit which can be ordered. One shipping unit can contain one or more single products. When placing an order, for the quantity please enter single or multiples of a shipping unit.

DISCLAIMER

Subject to change without notice. Errors and omission excepted. Always make sure to use the most recent release.