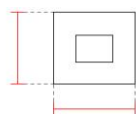



Technical Data Sheet

Last data update

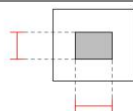
5/9/2019

9010
novantadieci®



External measures

120x105mm



Measures of the light output

55x40mm



Height without electrical part

30mm



Height including the electrical part

35mm

Notes on measures

Compatible with box for installation type 503 type VIMAR V71303

General notes

PATHMARKERS

4205A-2704

Recessed Spotlight / CRISTALY

Surface finish : CRISTALY

LED 1.1W / 24Vdc / 95lm / 2700°K / CRI85

Model

Code	4205A
Product family	PATHMARKERS
Type	Recessed Spotlight

Material/Surface finish

Code	004
Material	CRISTALY
Surface finish	CRISTALY

Electrical part

Code	2704
Type	LED
Power	1.1W
Tension	24Vdc
Light Output	95lm
Colour Temperature	2700°K
CRI	85

Light Output of the lamp 57lm
Dimmable SI

Power Supply by Remote Power Supply
Connection 2 PVC cables
Cover Satin Polycarbonate

General Data

Protection Index	IP20
Isolation Class	III
Weight [Kg]	0.3
Country of production	MADE IN ITALY
Mounting instruction	025.597_9010_REV01

Installation

Multisize system	NO
Position	Wall pathmarker

Packaging

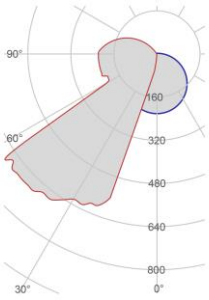
Type	White die-cut Box
Measures AxBxH	165x165x116mm
Gross Weight [Kg]	0.3647

Master carton NO
Quantity of articles
Measures AxBxH

Technical Data Sheet

4205A-2704

Fotometric Data



<i>Electrical part</i>	2704_1,1
<i>Power</i>	1.1W
<i>Light Output</i>	95lm
<i>Colour Temperature</i>	2700°K
<i>CRI</i>	85
<i>Lamp Light Output</i>	60%
<i>Light Output of the lamp</i>	57lm
<i>Beam Angle</i>	41°
<i>Beam Inclination</i>	

Illuminance

Accessories

Standard Power Supply



<i>Code</i>	026.258
<i>Measures</i>	130x42x23mm
<i>Power</i>	12W
<i>Input</i>	220-240V~
<i>Output</i>	24Vdc



<i>Code</i>	026.259
<i>Measures</i>	167x45x30mm
<i>Power</i>	36W
<i>Input</i>	220-240V~
<i>Output</i>	24Vdc



<i>Code</i>	026.260
<i>Measures</i>	157x54x36mm
<i>Power</i>	60W
<i>Input</i>	220-240V~
<i>Output</i>	24Vdc

Dimmable Power Supply

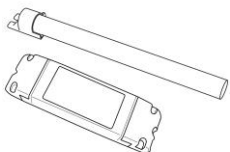


<i>Code</i>	026.301
<i>Measures</i>	164x38x24.5mm
<i>Power</i>	24W
<i>Input</i>	220-240V~
<i>Output</i>	24Vdc
<i>Dimmable</i>	PUSH/0-10V/DALI



<i>Code</i>	026.209
<i>Measures</i>	125x82x29mm
<i>Power</i>	60W
<i>Input</i>	220-240 V~
<i>Output</i>	24Vdc
<i>Dimmable</i>	PUSH/1-10V

Other Accessories



<i>Code</i>	099.142
<i>Description</i>	Emergency Kit
<i>Notes</i>	